

REISS Novo  
The flexible all-rounder.

We know how to create offices.



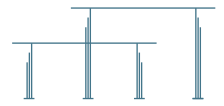
# Confident maverick.

The functional REISS Novo sets standards in the stand-sit desk segment. Its height-adjustable single column makes it not only ergonomically sophisticated, but also extremely flexible. Whether as a second table or for meetings, in the office or mobile - almost every application is conceivable due to the diverse frame and panel designs.



All stand-sit-desks from  
REISS have been awarded  
the GS certificate.





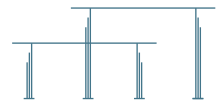
STAND-SIT-WORKPLACES





Lift quick adjustment  
680 – 1,120 mm  
720 – 1,160 mm (with castors)





STAND-SIT-WORKPLACES

## Efficient at every level.



The height-adjustable single-column table REISS Novo simply transforms your workplace into an ergonomic stand-sit workstation. With its gently working lift quick adjustment, REISS Novo offers many possibilities, such as for meetings with colleagues or the health-promoting change between sitting and standing.



# So many possibilities.

With its variability, REISS Novo also knows how to convince in communication. Whether a round-table meeting or face-to-face at eye level, REISS Novo is always at hand for a discussion. With the mobile REISS Novo, you can even arrange your break in a very flexible way.



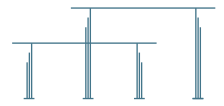
## HIGHLIGHTS AND OPTIONS

- I Various design options
- I Standalone module or as an extension table for the desk
- I Round or square table top with round or square column
- I Also as mobile option with 4-way cross base and 4 double castors
- I Chromed column



Lift quick adjustment  
**720 – 1,160 mm** (with castors)





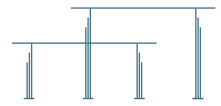
STAND-SIT-WORKPLACES












STAND-SIT-WORKPLACES



Freedom of speech.

Of course REISS Novo also offers excellent performance on two columns. Thus you have sufficient space for larger discussion groups, whether you communicate sitting or standing.

# Single tables

Square guideway with rectangular base plate



Height 740 mm

Round guideway with circular base plate



Height 740 mm

Square guideway with 4-way cross base, optionally with 4 double castors or floor stands



Height 740 mm

Round guideway with 4-way cross base, with 4 double castors, 2 of which are lockable



Height 1,100 mm



Height 1,100 mm



Height 1,100 mm



Height adjustable 680–1,120 mm



Height adjustable 680–1,120 mm






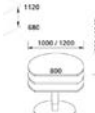






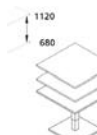

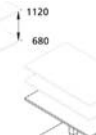



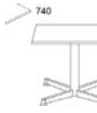








Height adjustable 720–1,160 mm



Height adjustable 720–1,160 mm



450 mm	740 mm	1100 mm	height adjustable from 680-1120 mm	height adjustable from 720-1160 mm	
					
Ø 600 700 800	Ø 600 700 800 900 1.000 1.200	Ø 600 700 800 900 1.000 1.200	Ø 600 700 800 900 1.000 1.200	Ø 700 800 900 1.000	
740 mm	height adjustable from 680-1120 mm	height adjustable from 680-1120 mm	740 mm	740 mm	
					
800: Ø 1.000 1.200 900: Ø 1.200	800: Ø 1.000 1.200 900: Ø 1.200	Segment table	Radius 400 mm	Radius 400 mm	
450 mm	740 mm	1100 mm	height adjustable from 680-1120 mm	740 mm	height adjustable from 680-1120 mm
					
□ 600 700 800	□ 600 700 800 900 1.000 1.200	□ 600 700 800	□ 600 700 800	1.200x800 Column base or set back	1.200 x 800 Column base or set back
740 mm	1100 mm	height adjustable from 720-1160 mm	740 mm	1100 mm	height adjustable from 680-1120 mm
					
□ 600 800 900 1.000	□ 600 800 900 1.000	□ 600 800 900 1.000	□ 600 800 900 1.000	□ 600 800 900 1.000	□ 600 800 900 1.000
740 mm	1100 mm	740 mm	1100 mm		
					
1.600 x 1.000	2.000 x 900/600	2.400 x 1.200	2.000 x 1.000		

Dimensions in mm

All décors and colors can be found in the separate brochure and the corresponding price list.



REISS products are GS-certified. They bear the RAL-UZ 38 environmental quality seal, and meet the "Quality Office" criteria. REISS is certified in accordance with the quality management system (DIN EN ISO 9001), the environmental management system (DIN EN ISO 14001), the product chain certificate PEFC-CoC and EMAS III.

[www.reiss-bueromoebel.de](http://www.reiss-bueromoebel.de)

**REISS Büromöbel GmbH**  
**D-04924 Bad Liebenwerda**

Phone: +49 35341 48-360  
 Telefax: +49 35341 48-368  
 E-Mail: [info@reiss-bueromoebel.de](mailto:info@reiss-bueromoebel.de)

Member of the Industrial Association of  
 Offices and Work Environment (IBA)